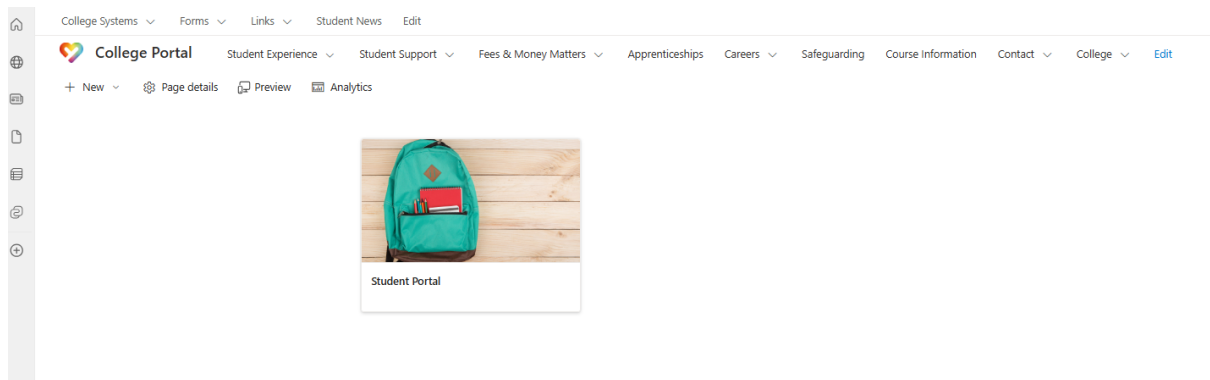


Accessing the Student Portal

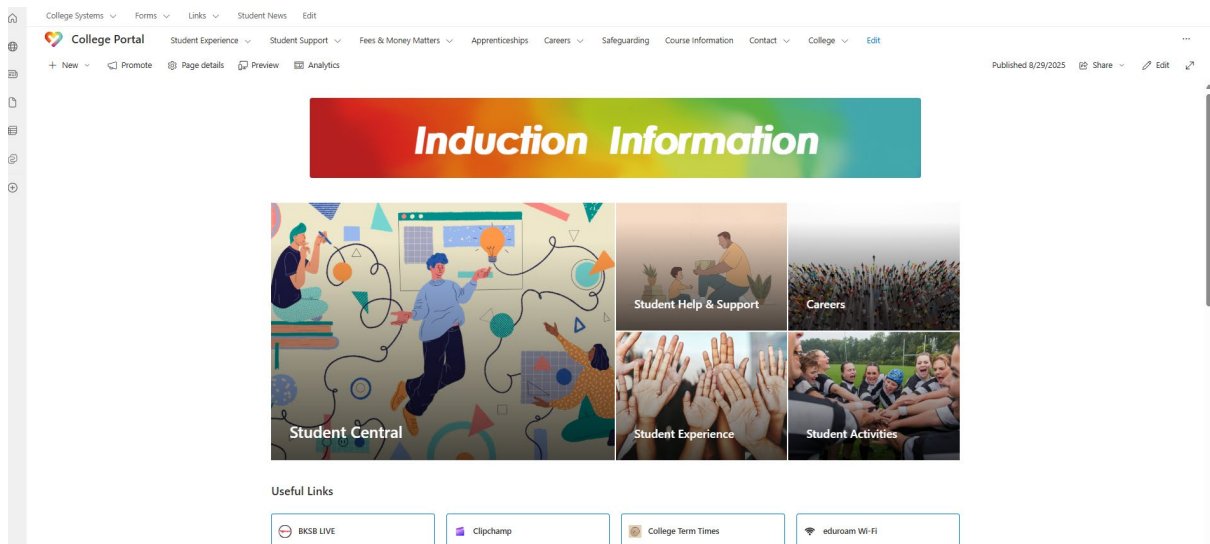
Students can now access the student portal by using their college credentials (college email and password) and instructions that have been sent out in their Welcome Packs. It can be accessed in several easy ways:

Using the Link below:

<https://wakecoll.sharepoint.com/sites/Portal>



Clicking on the 'Student Portal' Button brings them to the student portal page where they can find information and links to college systems and the college website as well as contact information for various departments:

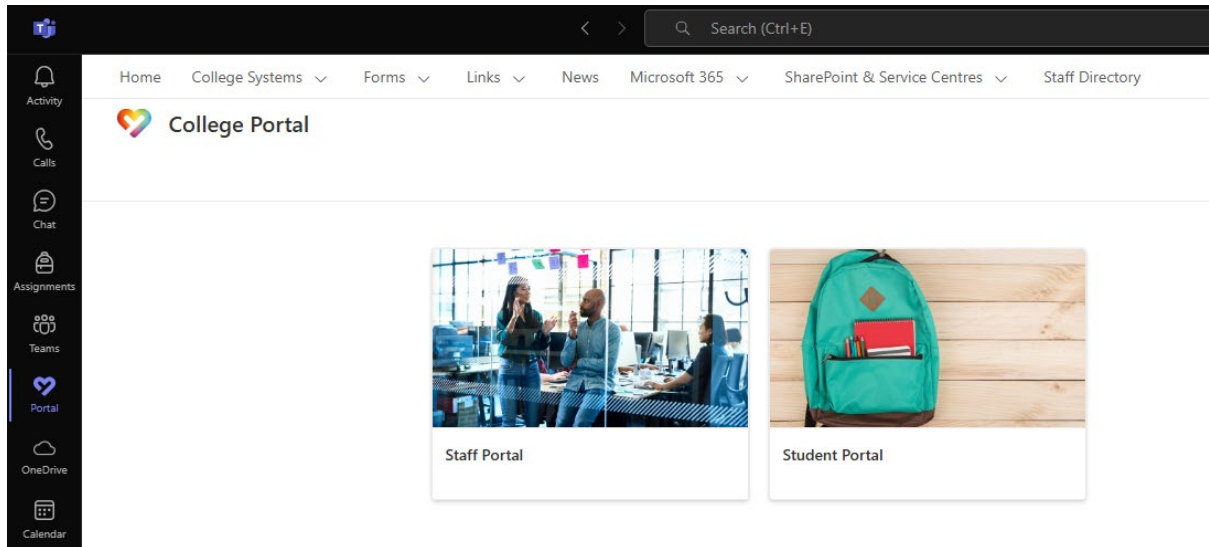


Using a College Device:

In the same way staff can access the Staff Portal, students can access the Student Portal by opening the browser on a college computer. Opening the Edge app will bring them to the Student Portal by default.

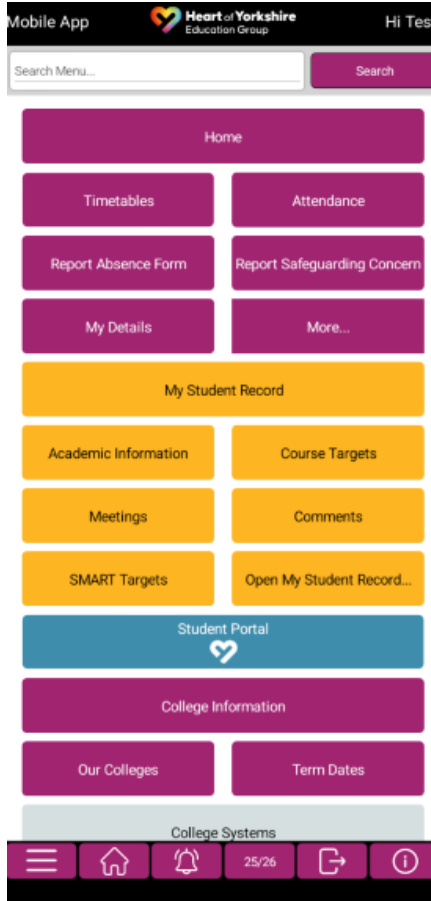
Using Microsoft Teams:

The portal can also be accessed via Microsoft Teams by clicking on the Portal Icon on the left of their app:



Using the My Heart of Yorkshire Mobile App:

By clicking on the 'Student Portal' button within the app, students can also access the Portal.





IMPORTANT:

Moodle is no longer available for students to access. If you have any materials currently saved on Moodle that you would like to use going forward, please contact Business Systems via our helpdesk with the following information:

Course Code:

List of materials:

Team name & Course Code:

We can also provide training on anything such as posting a news item. Training can be requested by submitting a ticket to the Business Systems Helpdesk.